


# CHEAT SHEET (PASSIVE COMPONENTS)

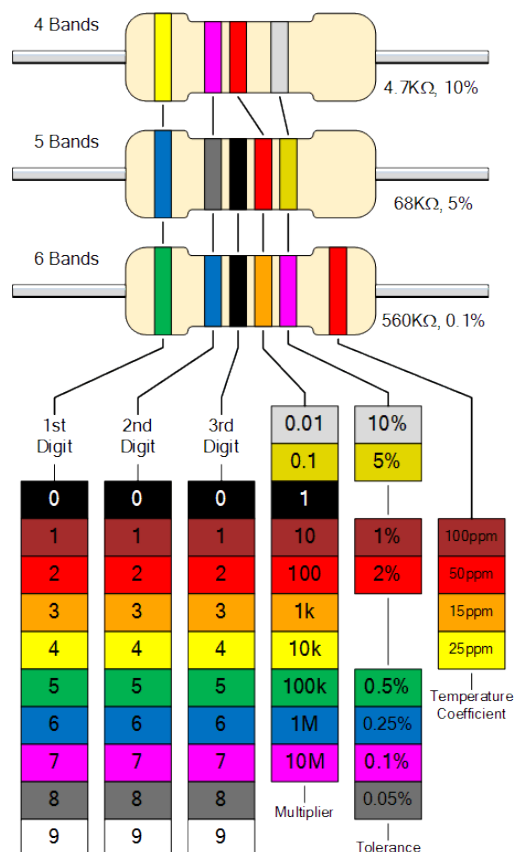
## Breadboard:

The pins on the breadboard, is connected as below:



## Resistors:

The colors on the resistors, are used to calculate its resistance:



# CHEAT SHEET (PASSIVE COMPONENTS)


## Jumper Wires:

The color makes no difference, we do however often use:

Red: 5V

Black: 0V (GND)

Male – Male:



Male – Female:

