



Bean Sorter – Integrate Color-Sensor




Find the LEGO elements seen on the image (you need to find four times the amount shown on the image).



Use them to construct the four modules, like the one in the image.




Attach the modules to the robot.




Find the LEGO elements seen on the image.




Use them to construct the module on the image.



Attach the module to the robot.



Find a switch and glue it to the 3D printed switch module.



Attach the switch to the robot.